





# Let's get you ready for your Princess® cruise

Here's what we suggest for smooth sailing

Here's what you'll want to tackle and in what order, though keep in mind if your cruise starts soon you may need to do some things ASAP.

To prep for your cruise, there are some steps you must do (marked with ) and others you should do (marked with ) to customize your experience. So make sure you at least tackle the mandatory things!

Where to  
complete  
each task



Cruise Personalizer



Princess® Cruises app

Where  
to start

1



## Plan your trip in Cruise Personalizer.

- ☐ Book flights and transfers.
- ☐ Book excursions before they fill up.
- ☐ Make reservations for the Lotus Spa®.
- ☐ Register for Youth & Teen centers.
- ☐ Upgrade to Princess Plus® or Princess Premier® – if you haven't already! – for great value on Wi-Fi, drinks & more.



2



## Download the app.



### Device not compatible?



Try our web version  
here instead.  
[princess.com/oceanready](http://princess.com/oceanready)



3



## Protect your investment and finalize payment.

- ☐ Purchase cruise travel protection. 
- ☐ Make your final payment. 



4



## Plan your dining & activities.

- ☐ Personalize your dining experience in the app.
- ☐ Request your preferred time to dine each night.
- ☐ Specify dietary preferences.
- ☐ Make reservations for the main dining rooms and specialty restaurants.
- ☐ Bookmark activities of interest in your JourneyView® activities timeline.



# Keep going! You're almost there.

Finish these steps to enjoy expedited boarding.

6



## Complete the OceanReady® travel checklist①

- ☐ Fill in personal info.
- ☐ Add your credit card for MedallionPay® functionality.
- ☐ Sign the passage contract.
- ☐ Upload your travel docs.
- ☐ Take your security photo (must be passport-style).
- ☐ Order/customize your Medallion® device.\*

\*Where ship to home is offered, charges may apply. Otherwise, available for terminal pick-up.



7



## Customize your experience through your OceanProfile® settings①

- ☐ Select dietary preferences.
- ☐ Make your accessibility request and let us know if you're bringing a guide dog or wheelchair. For more, contact our Access Office.



- ☐ Select how you'd like your beds arranged.
- ☐ Choose communication preferences.
- ☐ And tell us if you're celebrating something!



8



You're ready to sail!

Print your luggage tags. ☒



## Pack your bags; you're good to go!①

### Keep with you at check-in:

- ☐ your Medallion!
- ☐ your mobile device with the app  
(Trip tip: Take a screenshot of your OceanReady pass!)
- ☐ passport or any other travel docs

### Have handy in a carry-on:

- ☐ an additional two weeks' worth of any medication you take (just in case)



# Now you're ready for a vacation you'll love!

